Groep 3
Lesweek 7

Je leert
werken met cirkeldiagrammen



1) Cirkeldiagram

Kijk de video

1A. Schrijf op hoeveel er van alles is. En hoeveel fruit is er in totaal?

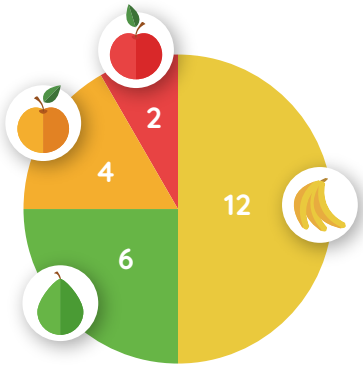

= .....
= .....
= .....
= .....

Fruit samen = ...

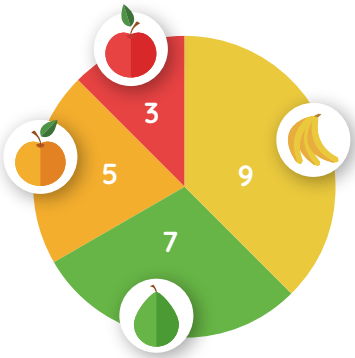

= .....
= .....
= .....
= .....

Fruit samen = ...



= .....
= .....
= .....
= .....

Fruit samen = ...



= .....
= .....
= .....

Fruit samen = ...

1B. Tel de fruitsoorten en schrijf in de tabel. Maak daarna het cirkeldiagram af.





.....	.....	.....	.....

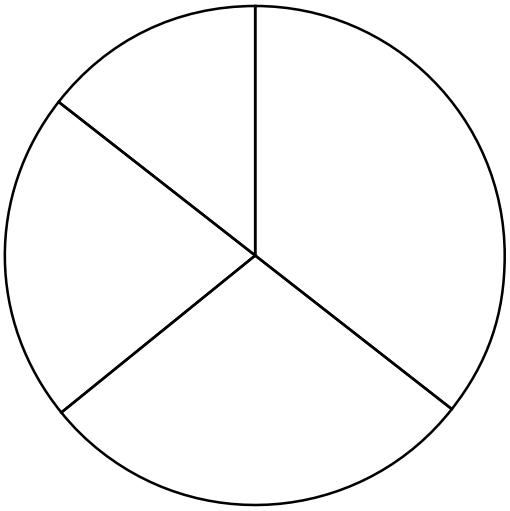

Fruit samen = ...





.....	.....	.....	.....

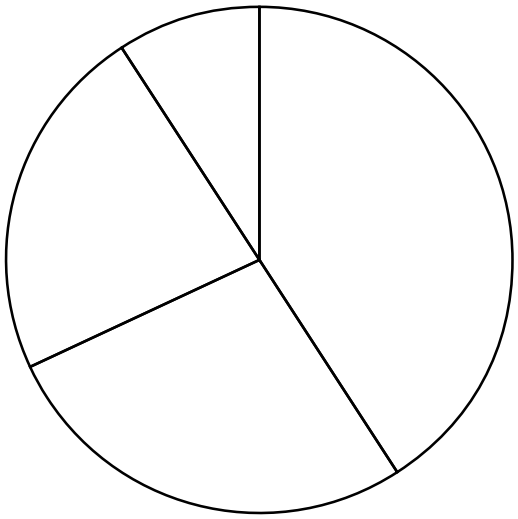

Fruit samen = ...

1C. Teken zelf drie fruitsoorten. Vul de tabel in.
En maak er een cirkeldiagram bij.



Teken hier fruit

	=	.....
	=	.....
	=	.....

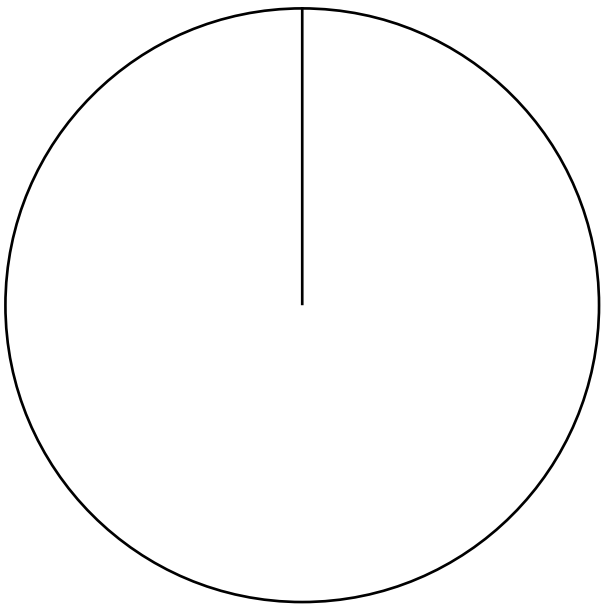

Fruit samen = ...



Teken hier fruit

= .....

= .....

= .....

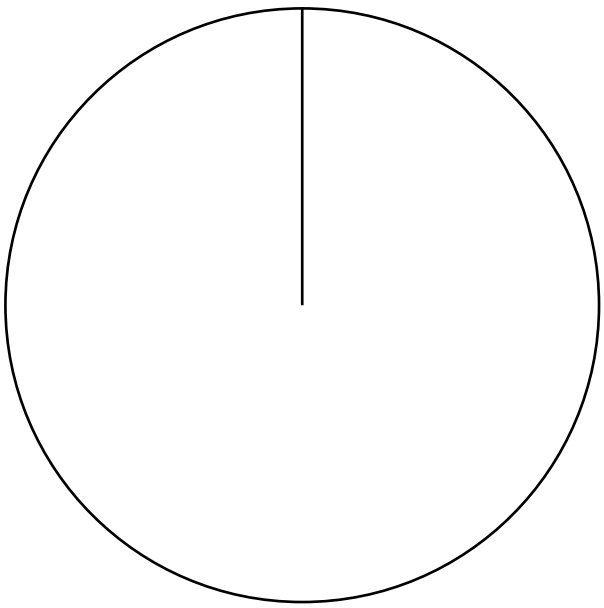

Fruit samen = ...