

Je leert




hoe je een rijmpuzzel
(taalpuzzel) oplost
- hoe je gekke
wordcombinaties
maakt (mix)



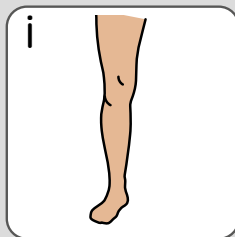

1) Rijmpuzzel

Kijk de video


1. Los de rijmpuzzel op.




- 1 riet
- 2 suiker
- 3 zoet



- 4 speen
- 5 hok
- 6 leeuw
- 7 stank



- 8 leuk
- 9 garage



Oplossing:



2A. Maak gekke woordcombinaties met de kaartjes.


Knip de kaartjes uit van het werkblad (blz. 71) en doe de opdracht zoals in de video.

2B. Bedenk zelf woordcombinaties.

Maak nu zelf drie gekke woordcombinaties. Je mag er iets bij tekenen.

Extra schrijfruimte

Extra writing space consisting of six sets of horizontal lines. Each set includes a top line, a middle shaded line, and a bottom line. The bottom-most set includes three short vertical lines in the center.





Werkblad lesweek 10: Gekke woordcombinaties

gras	vork	kast	klok	vlag
kip	lamp	boom	ster	duim
tak	tent	worm	rits	bank
vis	muur	gras	ring	boek